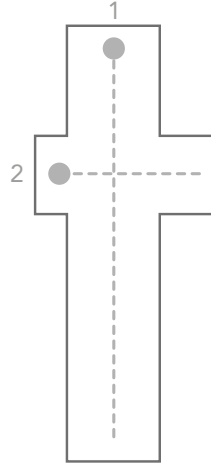



Say the phonemes and trace the graphemes.



Circle the words that have s. Underline the words that have t.

sip

tap

pat

dips

mat

Draw lines to match the pictures and words.



tap

mat

tin

# Activity 2

SET 1: Story 1  
Sit, dip, tip


Draw a line to match the children with their names.



Sam




Nat

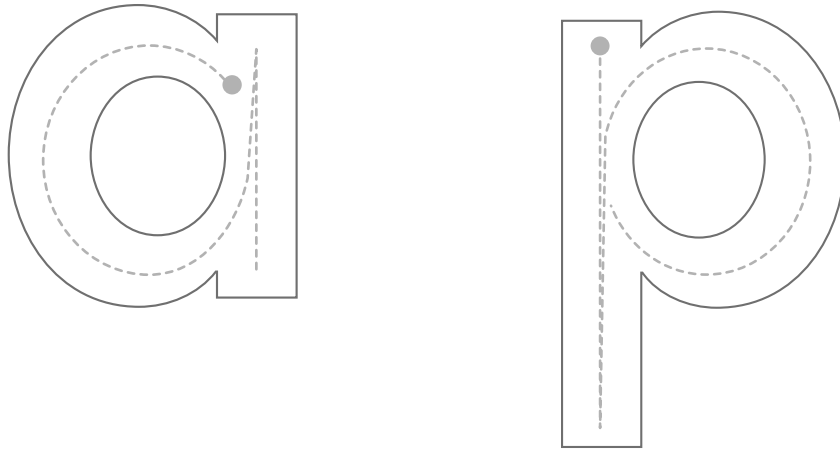


Dan

Number the pictures from 1 to 3, to show the order they happen in the story.



Say the phonemes and trace the graphemes.



Circle the words that have a. Underline the words that have p.

tip

sat

dip

pit

am

Draw lines to match the pictures and words.




map

nap

pin

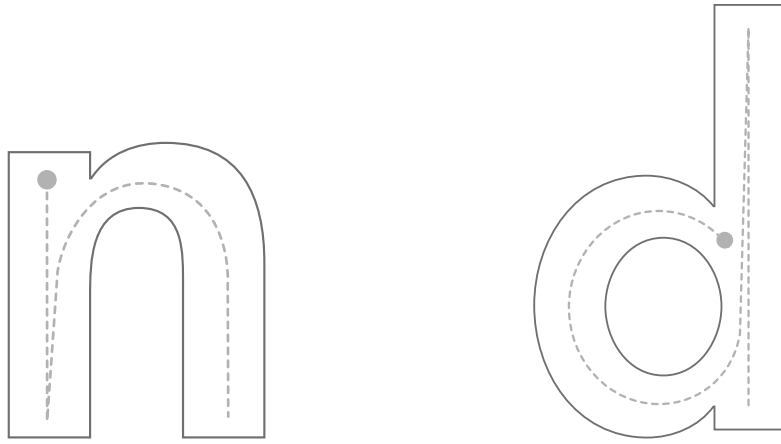
What is Sid thinking? Write or draw it in the thought bubble.



Circle the picture of Pam.



Say the phonemes and trace the graphemes.



Circle the words that have n. Underline the words that have d.

nap      mad      pin      dip      in


Draw lines to match the pictures and words.



man



pad



tin

# Activity 2

SET 1: Story 3  
Dan is it!

Look at the pictures. Write numbers 1 to 3, to show when they happened in the story.



Write the names of the characters. Choose the names from the box.



## Word bank

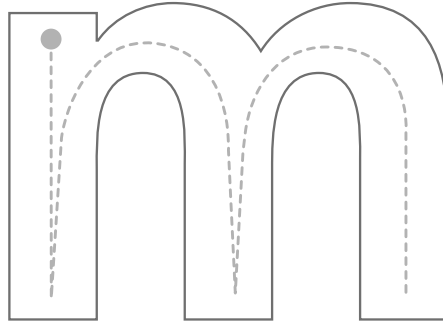
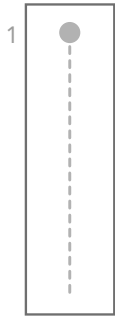
Sam

Dan

Nat

Dad

Say the phonemes and trace the graphemes.



Circle the words that have i. Underline the words that have m.

pit


nip

man

it

am

Draw lines to match the pictures and words.




mat

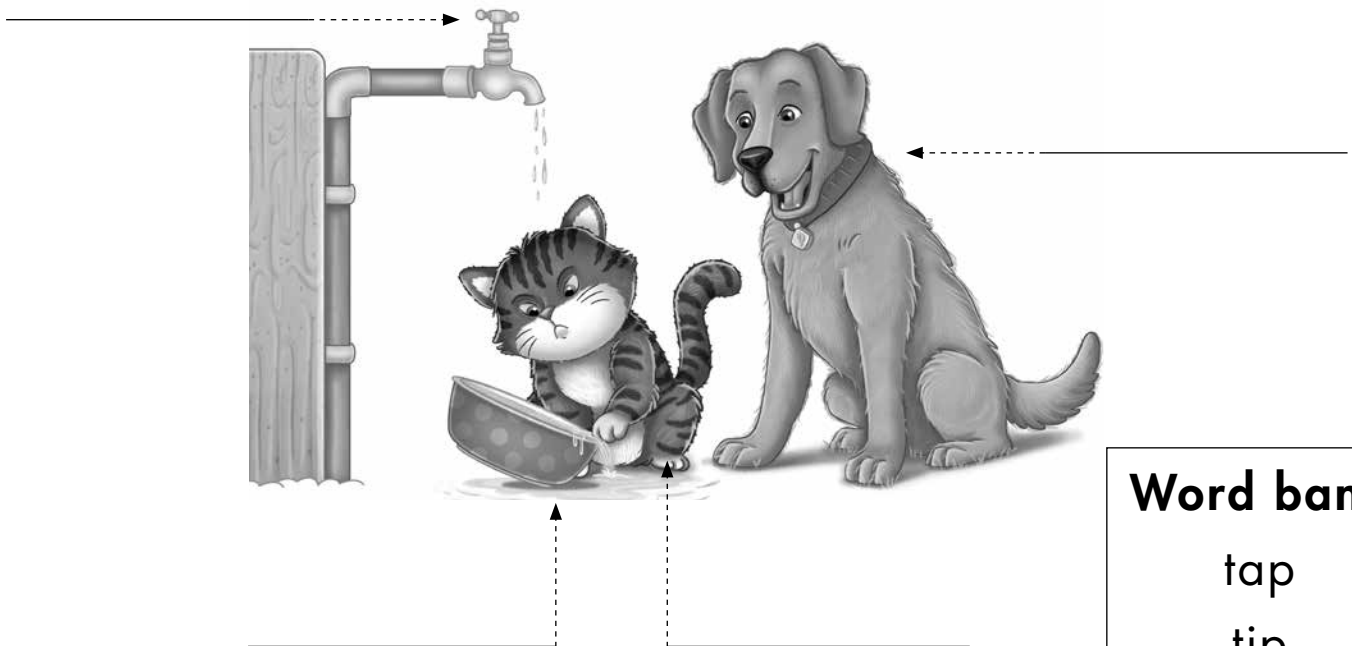
tin

pip

Look at the picture. What does Pam want? Draw it.



Label the picture. Use the words in the box.



### Word bank

tap

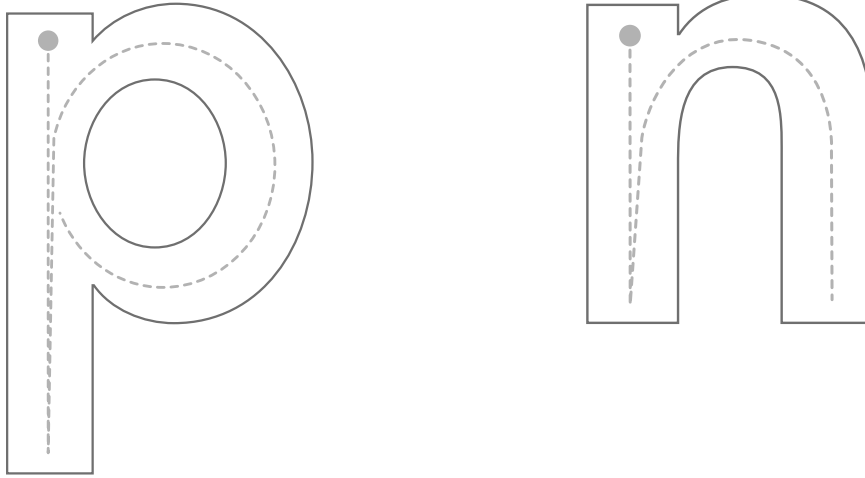
tip

Sid

Pam



Say the phonemes and trace the graphemes.



Circle the words that have p. Underline the words that have n.

tip      man      in      tap

Draw lines to match the pictures and words.




map


nap

pan

Look at the picture. What does Pam want? Draw it.

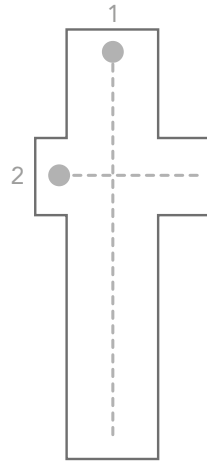
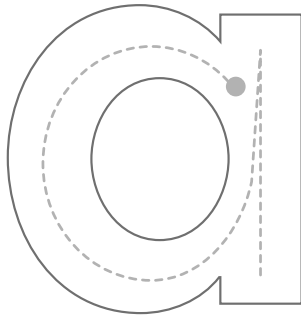


Label the picture. Use the words in the box.



**Word bank**  
Dad  
Sid  
Pam

Say the phonemes and trace the graphemes.



Circle the words that have a. Underline the words that have t.

it

tin

Dad

am

pit

Draw lines to match the pictures and words.



tap

man

pat

# Activity 2

SET 1: Story 6  
In the dam

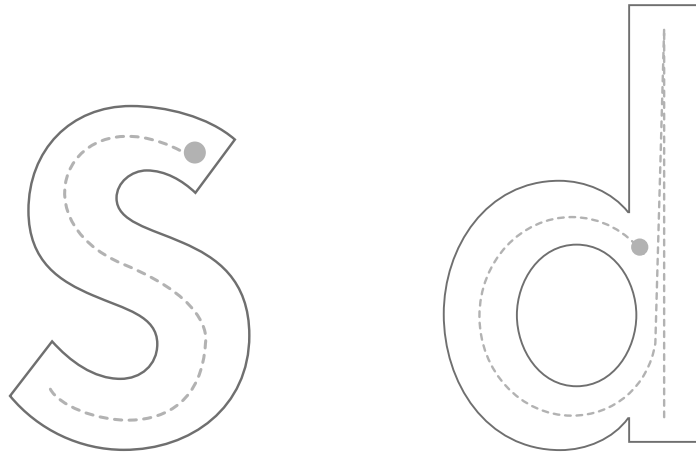
Look at the pictures. Write numbers 1 to 3 to show the order they happened in the story.



Circle the person who dropped the map in the dam.



Say the phonemes and trace the graphemes.



Circle the words that have s. Underline the words that have d.

is

Dan

sit

dip

Sam

Draw lines to match the pictures and words.




sip

pad

sit

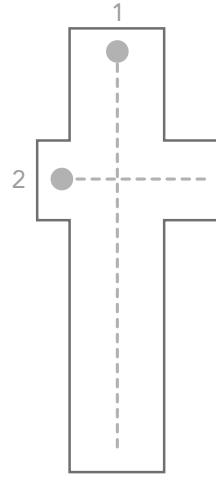
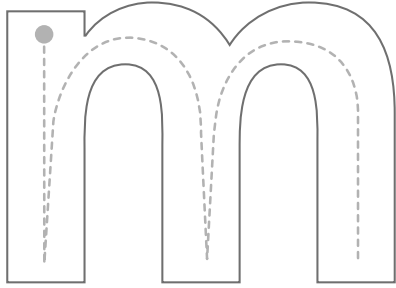
Look at the picture. Write or draw in the thought bubble to show what Dan is thinking.



Circle the most important person in this story.



Say the phonemes and trace the graphemes.



Circle the words that have m. Underline the words that have t.

it      Pam      mad      tin      tip

Draw lines to match the pictures and words.




mat

man

tap

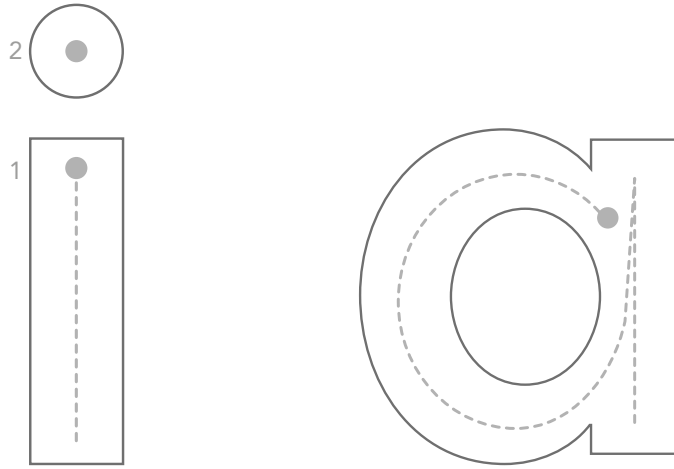
Look at the pictures. Write a number from 1 to 4 by each of them, to show the order they happen in the story.



Now use the pictures to help you tell the story to your partner.



Say the phonemes and trace the graphemes.



Circle the words that have i. Underline the words that have a.

in      am      nip      dam      din

Draw lines to match the pictures and words.



map

tin

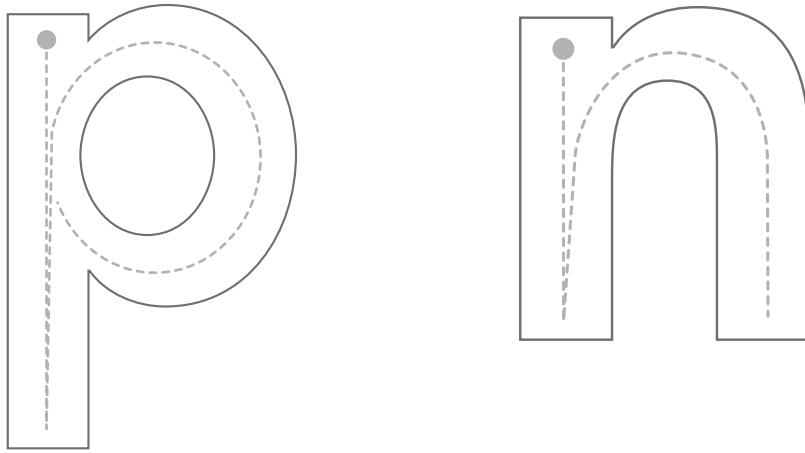
pan

What is Dan thinking? Write or draw it!



With a partner, pretend to be Dan and Tim in the boat and act it out.

Say the phonemes and trace the graphemes.



Circle the words that have p. Underline the words that have n.

Dan in pat tap Nat pit

Draw lines to match the pictures and words.



nap

tin

pin

Look at the picture. What might happen next?  
Draw it!



Tell your ideas to a partner.