
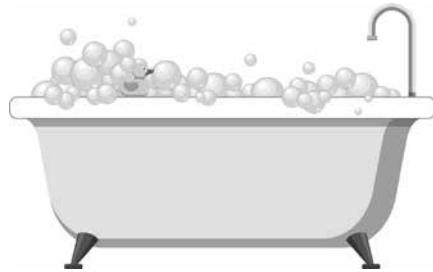


Draw a line to connect the words to the pictures.



moths

Thog

bath

Choose the correct grapheme from the grapheme bank to finish the word.

__aps

du__ __s

__ __ud

ro__ __ets

__ __ick

__ig__ags



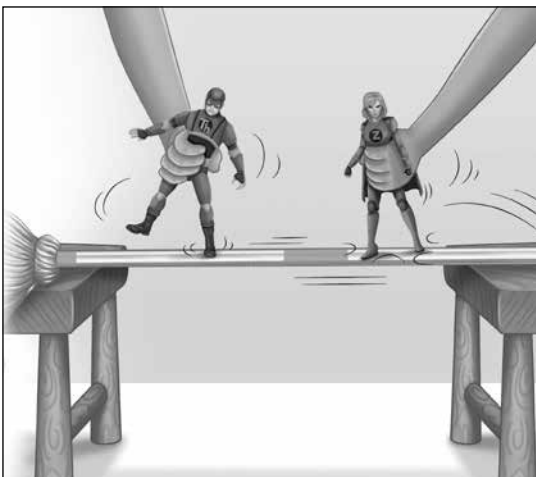

Grapheme bank

th z ck


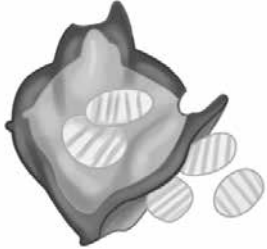
Activity 2

SET 4: Story 31 A job for Thog

Put the pictures from the book in the correct order of the story. Use the pictures to retell the story.



Draw a line to connect the words to the pictures.



chess

chicken

chips

.....

Choose the correct grapheme from the grapheme bank to finish the word.

___ __op

wi___ __

___ __ips

Be___ __

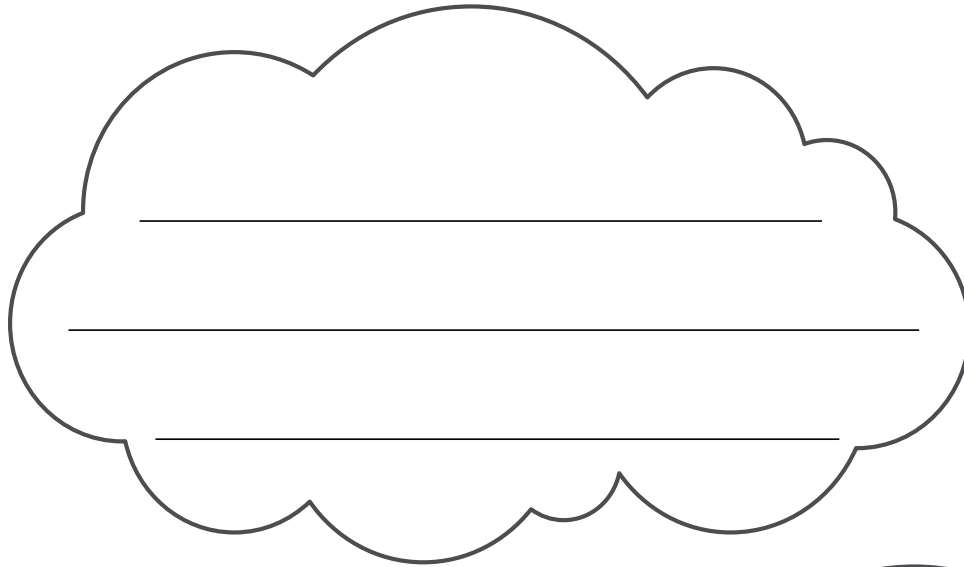
___ __is

su___ __


Grapheme bank

th ch

Look at the picture. Use the thought bubbles to write what Tim and Dad are thinking.



Draw a line to connect the words to the pictures.



junk

wing

ink

Choose the correct grapheme from the grapheme bank to finish the word.

fa _ _ s

_ _ in

i _ _

_ _ op

pi _ _

ju _ _



Grapheme bank

ch ng nk


Activity 2

SET 4: Story 33 The pink thing

Put the pictures from the book in the correct order and use them to retell the story.



Draw a line to connect the words to the pictures.



ship

fish

shop

.....
Choose the correct grapheme from the grapheme bank to finish the word.

__ __ is

__ __ en

__ __ ocki __ __

sa __ __

po __ __

ru __ __

Grapheme bank

sh ng th

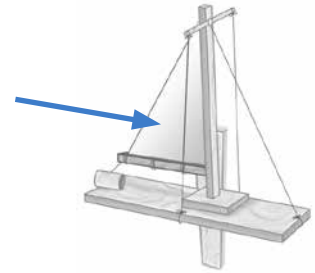
Activity 2

SET 4: Story 34
Nat's shop

Look at the picture. Write a sentence about what is happening.



Draw a line to connect the words to the pictures.



rain

sail

nails

.....

Choose the correct grapheme from the grapheme bank to finish the word.

s _ _ l

r _ _ ning

_ _ ip

_ _ ink

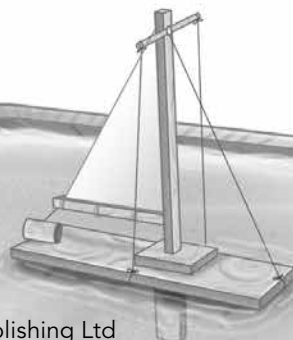
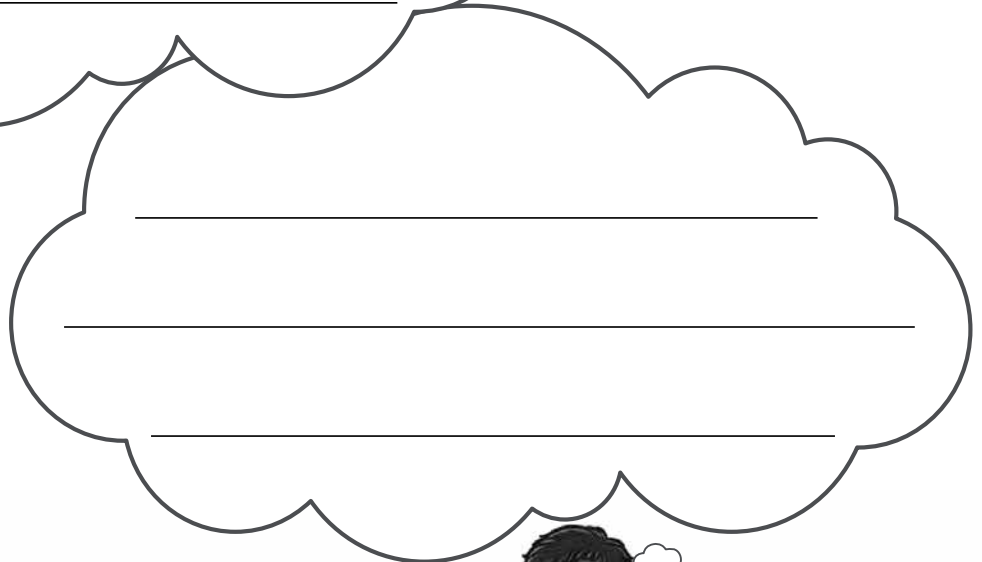
_ _ ock

n _ _ ls


Grapheme bank

ai th sh

Look at the picture. Fill in the thought bubbles to say how Dan and Sam are feeling.



Draw a line to connect the words to the pictures.



seeds

cheeks

feet

Choose the correct grapheme from the grapheme bank to finish the word.

m _ _ t

t _ _ l

lo _ _

n _ _ d

ha _ _ s

s _ _ ds

Grapheme bank

ee ng ai

Look at the sentences below. Fill in the gaps with words from the book.

Parrots can have pink _____ .

A parrot feeds on nuts and _____ .

A parrot can cling to logs with its _____ .



Word bank

seeds feet cheeks

Draw a line to connect the words to the pictures.



light

night

sight

Choose the correct grapheme from the grapheme bank to finish the word.

r _ _ _ t

m _ _ _ t

s _ _ _ t

_ _ _ ud

_ _ _ ings

p _ _ _ ps

Grapheme bank
igh ee th

Look at the sentences below. Fill in the gaps and draw a line to link them with the right pictures. Look in the book if you get stuck!

Sam peeps out into the

_____ .



Sam hits the _____ .



Mum rushes up and sees the mess.

She _____ .



Draw a line to connect the words to the pictures.



boat

coat

goat

Choose the correct grapheme from the grapheme bank to finish the word.

___ __ ts

s ___ __ ki ___ __

r ___ __ ns

c ___ __ t

missi ___ __

g ___ __ t



Grapheme bank

oa ng ai

Activity 2

SET 4: Story 38
Gus and Tex

Put the pictures from the book in the correct order.
Use them to retell the story.



Draw a line to connect the words to the pictures.



nook

wool

book

.....

Choose the correct grapheme from the grapheme bank to finish the word.

f _ _ t

_ _ ink

l _ _ k

g _ _ d

fi _ _

di _ _

Grapheme bank

oo th sh

Activity 2

Look at the pictures of cats. Circle the cat you would want as a pet. Write in the space below to explain why.



Draw a line to connect the words to the pictures.



food

pool

boot

Choose the correct grapheme from the grapheme bank to finish the word.

w _ _ - h _ _

h _ _ ps

ri _ _

n _ _ d

z _ _ m

ha _ _

Grapheme bank

oo ee ng

Look at the pictures. Circle the picture that you think looks the most fun. Then write a short sentence to explain why.