

Draw a line to connect the words to the pictures.



twig

nest

pond

string

Choose the correct grapheme from the grapheme bank to finish the word.

c _ _

n _ _ _ t

d _ _ n

m _ _ n

f _ _ _ t

g _ _ d

Grapheme bank

ow igh oo

Read the sentences about the story. Put a tick if the sentence is true, or a cross if the sentence is false.

1. It is raining in the park.

2. Sam sees a man wind surfing.

3. A man's wig lifts up into the air.

4. A thrush pecks the wig.

5. The wig lands on top of Sam.

Draw a line to connect the words to the pictures.



milk

brush

trash

trip

Choose the correct grapheme from the grapheme bank to finish the word.

c _ _ t

hamm _ _

s _ _ l

supp _ _

l _ _ f

p _ _ n

Grapheme bank

ai oa er

Activity 2

Look at the pictures of Sam. Write a sentence saying why he feels upset.





Draw a line to connect the words to the pictures.



flap

crackers

munching

Fluff

Choose the correct grapheme from the grapheme bank to finish the word.

h _ _ t

f _ _ l

s _ _ f

c _ _ n

f _ _ m


sh _ _ p

Grapheme bank

ur ee or

Write numbers 1 to 4 to show the order things happened in the story. Write a phrase or sentence about each picture.









Draw a line to connect the words to the pictures.



splash

swim

steps

spills

Choose the correct grapheme from the grapheme bank to finish the word.

d _ _ k

ch _ _ k

k _ _ n

bett _ _

f _ _ m

s _ _


Grapheme bank

er ee ar


Activity 2

SET 6: Story 54
Maximum thrill

Look at the pictures of Sam. Write how he is feeling in the thought bubbles.



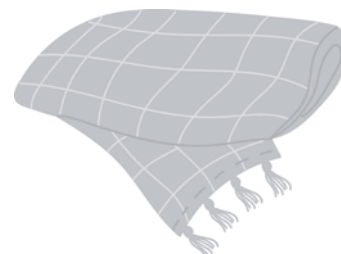

A large, cloud-shaped thought bubble with a scalloped border. Inside the bubble, there are four horizontal lines for writing.



A second large, cloud-shaped thought bubble with a scalloped border, identical to the first one, containing four horizontal lines for writing.



Draw a line to connect the words to the pictures.



pram

grin

quilt

step

Choose the correct grapheme from the grapheme bank to finish the word.

s _ _ d

m _ _ ning

m _ _ d

th _ _ n

m _ _ t

r _ _ m

Grapheme bank

oo ee or

Write the numbers 1 to 4 to show the order things happened in the story. Write a phrase or sentence about each picture.









Draw a line to connect the words to the pictures.



cracked

crumpet

blender

brunch

Choose the correct grapheme from the grapheme bank to finish the word.

c _ _ t

summ _ _

t _ _ n

m _ _ ning

d _ _ n

rubb _ _

Grapheme bank

er oa ow

Read the questions. Write Yes or No to answer each one.

1. Did Dan help get brunch for Mum? _____

2. Did the crumpets burn? _____

3. Did Mum have eggs for brunch? _____

4. Did Mum have milk to drink? _____

5. Did Sam and Dad sort out the mess? _____

6. Was Mum cross to see the mess? _____

Draw a line to connect the words to the pictures.



hand

plums

mint

drink

Choose the correct grapheme from the grapheme bank to finish the word.

p _ _ l

lett _ _

riv _ _

b _ _ l

c _ _ n

t _ _ th

Grapheme bank

er oi ee

Read the sentences about the story. Put a tick if the sentence is true, or a cross if the sentence is false.

1. All melons are good in a summer drink.

2. You will not need an adult to help you.



3. You can have lumps in the drink.

4. Cook the eggs until they are solid.

5. You do not crack the eggs.

6. You need to cook the crumpets.

Draw a line to connect the words to the pictures.



spills

splash

swing

nest

Choose the correct grapheme from the grapheme bank to finish the word.

l _ _ p

popc _ _ n

f _ _ l

n _ _ th

g _ _ d

r _ _ t

Grapheme bank

ee or oo

Read the questions. Write Yes or No to answer each one.

1. Was it Nat's plan to cook popcorn? _____

2. Did Sam put extra popcorn in? _____

3. Did Sid munch all the popcorn? _____

4. Did the lid of the pan lift up? _____

5. Did they all get lots of popcorn? _____

6. Was Mum annoyed that there was so much popcorn? _____

Draw a line to connect the words to the pictures.



frog

insect

brush

strong

Choose the correct grapheme from the grapheme bank to finish the word.

h _ _ _

sh _ _ k

f _ _ m

s _ _ m

h _ _ ing

f _ _ l


Grapheme bank

ear ar ee

Choose an interesting animal from the book. Write its name at the top. Make a fact file about it.

Animal: _____

Facts: _____



Draw a line to connect the words to the pictures.



100



tent

belt

children

hundred

Choose the correct grapheme from the grapheme bank to finish the word.

j _ _ n

farm _ _

b _ _ l

zipp _ _

s _ _ m

k _ _ p

Grapheme bank

er oi ee

Read the sentences. Tick the ones that are true, and put a cross for the ones that are false.

1. A zip can stop things tipping out of a backpack.

2. We have had zips for six hundred years.

3. Zips have tracks that look a bit like teeth.

4. You can spot zips on tents, bags and boots.

5. Zips were on children's jackets in the 1700s.

6. If an adult says "Zip it", they are telling you to yell.