

# Blockbusters!

## Worksheet 1: Phonics

Name: \_\_\_\_\_ Date: \_\_\_\_\_

1. The long vowel sound /oo/ as in 'moon' can be spelt 'ew'.


Read the following words out loud:

**crew grew**

2. Add **ew** to the words below to make new words.

**fl** \_\_\_\_\_

**bl** \_\_\_\_\_



**gr** \_\_\_\_\_

**ch** \_\_\_\_\_

3. Write the new words here. Read them out loud.

---

---

# Blockbusters!

## Worksheet 1: Phonics - continued

Name: \_\_\_\_\_ Date: \_\_\_\_\_

4. The long vowel sound /oo/ as in 'moon' can also be spelt 'u\_e'.

Read the following words out loud:

**chute**

**flute**

**June**

**prune**

**include**

**Luke**

Now, highlight the /oo/ sound in the words above.

5. Write your own sentence for each of the words above.

---

---

---

---

---

---

---

---

---

---

---

# Blockbusters!

## Worksheet 1: Phonics - continued

Name: \_\_\_\_\_ Date: \_\_\_\_\_

6. The long vowel sound /y-oo/ can be spelt 'u'.

Read the following words out loud:

**popular**

**human**

**computer**

**regular**

**costume**

**music**

Now, highlight the /y-oo/ sound in the words above.

7. Choose a word from the Word Bank to complete the sentences below.

**popular**

**computer**

**costume**

**humans**

**music**

Loud \_\_\_\_\_ was playing on the radio.

There were long lines of people to watch the \_\_\_\_\_ film.

Hobbits looked like small \_\_\_\_\_ .

An elf wears a green \_\_\_\_\_ with a hat.

I type my work on a \_\_\_\_\_ .

# Blockbusters!

## Worksheet 2: Comprehension

Name: \_\_\_\_\_ Date: \_\_\_\_\_

### 1. Word meanings

Draw a line to connect the word to its correct meaning.

<b>script</b>	group of people working as a team
<b>conflict</b>	risky acts done in a safe way for a film
<b>crew</b>	person who acts in a film
<b>stunts</b>	battle between two different sides
<b>performer</b>	the story in a film
<b>gaffer</b>	person who makes the clothing for a film
<b>costumer</b>	lighting expert

### 2. Vocabulary word - hover

#### ***hover***

*means:* stay in the same spot without moving much

*Example:* Film fans might feel a chill if they spot someone hovering in the shadows.

*Past tense: add suffix -ed*

*Present tense: add suffix -ing*

Write the word:

Write the word:

\_\_\_\_\_

\_\_\_\_\_

# Blockbusters!

## Worksheet 2: Comprehension - continued

Name: \_\_\_\_\_ Date: \_\_\_\_\_

### 3. Vocabulary word - thrill

***thrill***

*means: excite*

*Example: Car chases and fights thrill film fans.*

*Past tense: add suffix -ed*

*Present tense: add suffix -ing*

Write the word:

Write the word:

\_\_\_\_\_

\_\_\_\_\_

# Blockbusters!

## Worksheet 2: Comprehension - continued

Name: \_\_\_\_\_ Date: \_\_\_\_\_

Answer the questions about *Blockbusters!*

1. What is a script?

---

---

2. Name three jobs in a film crew.

---

---

3. What are two examples of stunts in a film?

---

---

4. What does a make-up artist do?

---

---

5. What are prosthetics?

---

---

# Blockbusters!

## Worksheet 2: Comprehension - continued

Name: \_\_\_\_\_ Date: \_\_\_\_\_

6. What are two prosthetics that a make-up artist can make?

---

---

7. Who chooses the clothing worn by performers in a film?

---

---

8. What job do gaffers do?

---

---

9. How was a thunder sound effect made before computers?

---

---

# Blockbusters!




## Worksheet 2: Comprehension - continued

Name: \_\_\_\_\_ Date: \_\_\_\_\_

10. Read this paragraph.

The film 'The Hobbit' was about 'hobbits'. Hobbits looked like small humans, but they had big hairy feet. The feet were prosthetics and were made by skilled make-up artists. Each day, a fresh pair of fake feet was worn by each hobbit. So, hundreds of pairs of hairy feet were needed.

11. Summarise the paragraph.

	Put a star next to the main idea of the paragraph. The main idea is the who or what the paragraph is about.
	Underline 2 supporting details about the main idea.
	Write your own summary, below, about hobbits by putting the paragraph into your own words.

---

---

---

---

---

---



# Blockbusters!

## Worksheet 3: History of film

Name: \_\_\_\_\_ Date: \_\_\_\_\_

### I. The making of 'King Kong'

Re-read page 22 about music in the film 'King Kong'.

Write a short report, in your own words, on music in this film. Include the words 'frightening' and 'first' in your report.

---

---

---

---

---

---

---

---

---

---

---

---

---

---

---

---

---

---

---

---

---

---

---

---

---

---

# Blockbusters!

## Worksheet 3: History of film - continued

Name: \_\_\_\_\_ Date: \_\_\_\_\_

### 2. Sound effects in 'King Kong'

Look at the picture. What do you think is happening in this picture? Write two sentences about what kind of sound effects might have been needed in the film.



---

---

---

---

---

---

# Blockbusters!

## Worksheet 3: History of film - continued

Name: \_\_\_\_\_ Date: \_\_\_\_\_

### 3. Film facts

Write two things you know about these three films. They could be things you learned from the book or things you already knew.

<b>Film: Toy Story</b>
Film facts:
1.
2.

<b>Film: Star Wars (Luke Skywalker films)</b>
Film facts:
1.
2.

# Blockbusters!

## Worksheet 3: History of film - continued

Name: \_\_\_\_\_ Date: \_\_\_\_\_

Film: Harry Potter films
Film facts:
1.
2.

# Blockbusters!

## Worksheet 4: Maths

Name: \_\_\_\_\_ Date: \_\_\_\_\_


### Equal sharing

1. Share the cupcakes among the crew members.

There are 6 cupcakes.  
There are 3 crew members.  
The crew members will share the cupcakes equally during their lunch break.

How many will each crew member get?

Draw a line or colour in the cakes and crew members to show how they can be shared equally amongst each crew member. Then write the answer below.



Each crew member will get \_\_\_\_\_ cupcakes.

# Blockbusters!

## Worksheet 4: Maths - continued

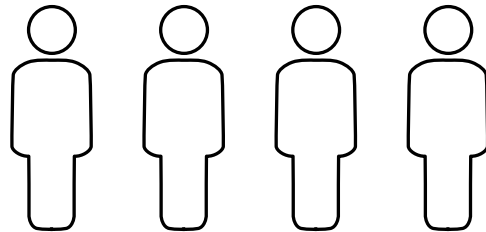


Name: \_\_\_\_\_ Date: \_\_\_\_\_

2. Share the cupcakes among the crew members.

There are 10 cupcakes.  
There are 4 crew members.  
The crew members will share the cupcakes equally during their lunch break.

How many will each crew member get?

Draw a line or colour in the cakes and crew members to show how they can be shared equally amongst each crew member. Then write the answer below.



Each crew member will get \_\_\_\_\_ cupcakes.

# Blockbusters!

## Worksheet 4: Maths - continued



Name: \_\_\_\_\_ Date: \_\_\_\_\_

3. Share the cupcakes among the crew members.

There are 5 cupcakes.  
There are 2 crew members.  
The crew members will share the cupcakes equally during their lunch break.

How many will each crew member get?

Draw a line or colour in the cakes and crew members to show how they can be shared equally amongst each crew member. Then write the answer below.



Each crew member will get \_\_\_\_\_ cupcakes.

# Blockbusters!

## Worksheet 4: Maths - continued

Name: \_\_\_\_\_ Date: \_\_\_\_\_

### 4. Measurements

Using a ruler, design and draw your own hobbit feet. Your feet must be 15cm long and 8cm high. Decorate them however you like.