

Wombat Valley

Worksheet 1: Phonics

Name: _____ Date: _____

The vowel sound /oo/, as in 'look', can be spelt 'ou'.

1. Read the following words out loud.

would should could

2. Write the words in a list below and read them to a friend.

3. Insert the missing word in the sentences below. Choose from: **would**, **could** or **should**. Sometimes more than one word makes sense.

"Perhaps we _____ hook it with a stick."

Enzo _____ learn a lot about Australian animals that summer.

"She _____ keep us away from her joey!"

Enzo _____ be more careful with his camera.

Wombat Valley

Worksheet 1: Phonics - continued

Name: _____ Date: _____

4. Write 3 sentences of your own, one for each of the words **would**, **could** and **should**. Write sentences that could fit into the story *Wombat Valley*.

1. _____

2. _____

3. _____

The long vowel sound /ee/ can be spelt 'ey'.

5. Read the following words out loud.

key jockey valley joey turkey donkey

6. Write the words in a list below and highlight the /ee/ sound.

Wombat Valley

Worksheet 1: Phonics - continued

Name: _____ Date: _____

7. Fill in the table below.

Word	Write your own definition
joey	
valley	
turkey	

Wombat Valley

Worksheet 2: Comprehension

Name: _____ Date: _____

Answer the questions about *Wombat Valley*.

Chapter 1

1. Name 4 things Enzo and Coen enjoyed doing together.

2. Why didn't Enzo know what a wombat was?

3. What was the problem that happened at the end of Chapter 1?

Chapter 2

4. Write a list of the equipment Enzo and Coen used to get the camera back.

Chapter 3

5. Why did Enzo and Coen try to climb the tree?

Wombat Valley

Worksheet 2: Comprehension - continued

Name: _____ Date: _____

6. What animal was up the tree?

7. What other animals did the boys meet as they tried to escape the wombat?

Chapter 4

8. Who took the surprise photo?

9. What did Coen's mum (Jill) and the wombat have in common?

Wombat Valley

Worksheet 2: Comprehension - continued

Name: _____ Date: _____

10. Fill in the story template below, then use it to retell the story of *Wombat Valley* in your own words to a partner or family member.

Title: _____

When and where did the story take place? _____

Who are the characters in the story?

What happened first? _____

What happened next? _____

What happened next? _____

How and why did these events happen? _____

Did the characters solve the problem? If so, how? _____

Wombat Valley

Worksheet 2: Comprehension - continued

Name: _____ Date: _____

11. Get into a group of 3. Decide who will be Coen, who will be Enzo and who will be Jill. Read page 9 together as though it were a play. Use expression in your voices to show how the characters are feeling. The text of page 9 is also given below.

Chapter 2

Burrow

“Wombats protect their home,” said Jill.

“If you go in, they may bite you.”

“That sounds a bit rude!” said Enzo.

“The wombats think someone is wandering into their house without an invite,” said Coen.

“Oh, I see what you mean,” said Enzo.

“We’ll think of another way to get your camera out,” said Jill. “Perhaps we could hook it with a stick.”

Coen had a thought. “We have fishing rods at the house. We can fish it out!”

“Perfect!” said Enzo.

“Let’s talk about it at lunch,” said Jill.

Wombat Valley

Worksheet 3: Science

Name: _____ Date: _____

Australian Animals

The story *Wombat Valley* mentions different native Australian animals and insects, such as:

- Wombat
- Lizard (Lace Monitor Lizard)
- Kangaroo
- Birds (Bush Stone Curlew birds)

Do the following tasks. You can use the text and illustrations in the book to help you, too.

1. Read the facts given in the table on the next page about each of these animals.
2. Write something about each animal. If you know a new fact about the animal, you can write that. If not, write the most interesting fact you have learned about the animal in your own words.
3. Write one question that you would like to find out about the animal.
4. Draw a picture of each one.

Wombat Valley

Worksheet 3: Science - continued

Name: _____ Date: _____

Animal Name and Facts	Write a Fact	Write a Question	Draw a Picture
Wombat Wombats live in burrows. They sleep during the day.			
Lace Monitor Lizard These lizards can climb trees. They are big and heavy.			
Kangaroo A group of kangaroos is called a mob. They like to sleep in the shade of trees.			
Bush Stone Curlew birds A group of birds is called a flock. They have long legs and are easily frightened.			

Wombat Valley

Worksheet 3: Science - continued

Name: _____ Date: _____

Marsupial Animals

A marsupial is an animal that carries its babies in a special pouch. The babies continue growing and developing in the pouch until they are big enough to explore the outside world.






There are 2 marsupial animals in this story. What are they?

- 1.
- 2.

The following animals are marsupials:

Tasmanian devil, kangaroo, wombat, koala, bandicoot, opossum

These animals are pictured below. Work with a partner to decide which animal is which and write the correct name below each picture. Check in a book from the library, or with other people in your class, to see if you are correct.



Wombat Valley

Worksheet 4: Handwriting

Name: _____ Date: _____

1. This is page 2 of Wombat Valley. Copy this text in your own writing onto the next page. Make your writing as neat as possible. Don't forget the chapter number and title.

Chapter 1

Camera

Enzo and his family had come all the way from Italy. They were visiting Coen and his family on their farm, Wombat Valley. Coen's mum, Jill, was going to have a baby soon. She was happy to see her friends for the long summer holiday.

Coen and Enzo were having a great time, swimming in the waterhole, paddling down the river, riding bikes and climbing trees.

It was so much better than school!

Enzo loved the name of the farm.

"I keep meaning to ask you something," he said to Coen one morning.

"What is a wombat?"

2. When you have finished, give your writing to a partner. Together, check that you have the correct capital letters, punctuation and so on.

Wombat Valley

Worksheet 4: Handwriting - continued

Name: _____ Date: _____

Wombat Valley

Worksheet 4: Handwriting - continued

Name: _____ Date: _____

3. Work with a partner. Your partner reads out page 19 of the book. You write the text here as your partner reads it out.

4. Now you read out page 20 for your partner to write.